








Weekly grid Reception phase 2

Autumn 1 week 3

Lesson focus	 Revisit and review	 Teach and practise							 Practise and apply
	GPCs	Pronunciation phrase	Initial/end sounds: What's in the box?	New GPC and mnemonic	Formation phrase	Oral blending	Teacher-led blending words	Tricky words	Oral blending game
g goat	s a t p i n m d	Give me a big smile that shows your teeth; press the middle of your tongue to the top and back of your mouth; push your tongue down and forward to make the sound g	grapes glue glasses goat	g goat 	Round the goat's face, up to his ear, down and curl under his chin.	Review: m-a-n p-i-n s-a-t New: d-i-g p-i-g	man mat sad pin dig	is	Can you touch your ... ? l-i-p ch-i-n h-ea-d f-oo-t
o octopus	s a t p i n m d g	Make your mouth into a round shape and say o o o	orange otter ostrich octopus	o octopus 	All around the octopus.	Review: d-i-g t-a-p p-a-t New: p-o-t d-o-g	sat dig tap tip dog	is	Can you do the actions? s-t-ir the pot r-o-ll the bobbin up m-ar-ch c-l-a-p
c cat	s a t p i n m d g o	Open your mouth into a little smile; make your tongue flat and move it up towards the top of your mouth to say c c c c	car cup crown cat	c cat 	Curl around the cat.	Review: t-o-p d-o-g p-o-t New: c-a-t c-o-t	nip top dog pot cap	is	What's that noise? What sound does: a c-ar make? a t-r-ai-n make? a b-u-s make? a p-l-a-n-e make?
k kite	a p i n m d g o c	Open your mouth into a little smile; make your tongue flat and move it up towards the top of your mouth to say k k k k	kangaroo kettle ketchup kite	k kite 	Down the kite, up and across, back and down to the corner.	Review: c-a-t c-o-g n-o-d New: k-i-t k-i-d	nod cat cog got kid	is	Blend from the box s-u-n d-u-ck t-r-ee n-e-t
Review	a i n m d g o c k	Graphemes to display: g o c k	Match initial sound of object to grapheme: orange kettle car cup goat glue ketchup			Review: t-a-p m-a-n c-a-p k-i-d	man tap dog cap dig kid	Review: is	Blend from the box c-u-p c-ar c-a-t g-oa-t k-i-te

Notes for these lessons

- You will need to source the objects/pictures for the **What's in the box?** activities.
- This is the first week for the **Tricky words** activities. Take time to establish the routines.
- Tricky words:** The 'tricky' part of the word is in **bold**.
- See the download 'Providing repeated practice: Practice throughout the day' for additional support about embedding phonics in your continuous provision.

